

[SPECIFICATIONS]

Conventional Battery




12-VOLT

BATTERY TYPE	CCA 0° F -18° C	CAPACITY AH (10HR)	CHARGING TIME IN HOURS		MAXIMUM DIMENSIONS						ASSEMBLY FIGURE	VENT POSITION	WEIGHT WITHOUT ACID		ACID VOLUME (Liter)	TERMINAL
					MILLIMETERS (±2 mm)			INCHES (±1/16 in)					KG	LBS		
					At 500mA	At 750mA	L	W	H	L						
490-2140 CB2.5L-C	10	2.5	3-5	2-4	80	70	106	3 1/8	2 3/4	4 3/16		D	0.77	1.70	0.24	—
490-2145 CB3L-A	30	3	3-6	2-4	100	57	110	3 15/16	2 1/4	4 5/16		A	1.00	2.20	0.24	E
490-2146 CB3L-B	30	3	3-6	2-4	100	57	110	3 15/16	2 1/4	4 5/16		B	1.00	2.20	0.24	E
490-2147 CB4L-A	50	4	4-8	3-6	121	71	92	4 3/4	2 13/16	3 5/8		A	1.43	3.15	0.33	D
490-2148 CB4L-B	50	4	4-8	3-6	121	71	92	4 3/4	2 13/16	3 5/8		B	1.43	3.15	0.33	D
490-2152 CB5L-B	60	5	5-10	4-7	120	60	130	4 11/16	2 3/8	5 1/8		B	1.62	3.57	0.38	E
490-2155 CB7-A	110	8	8-16	6-11	137	76	133	5 3/8	3	5 1/4		A	2.19	4.82	0.57	E
490-2158 CB7B-B	110	7	7-14	5-10	150	60	131	5 7/8	2 3/8	5 1/8		B	1.95	4.30	0.57	E
490-2157 CB7C-A	110	8	8-16	6-11	132	92	116	5 3/16	3 5/8	4 9/16		C	2.10	4.63	0.57	A
490-2159 CB7L-B	110	8	8-16	6-11	137	76	133	5 3/8	3	5 1/4		B	2.19	4.82	0.57	E
490-2164 CB9A-A	115	9	9-18	6-12	137	77	155	5 3/8	3	6 1/16		A	2.60	5.73	0.57	E
490-2172 CB9-B	115	9	9-18	6-12	137	76	139	5 3/8	3	5 7/16		B	2.47	5.44	0.57	E
490-2174 CB9L-B	115	9	9-18	6-12	137	76	139	5 3/8	3	5 7/16		B	2.47	5.44	0.57	E
490-2175 CB9L-A2	120	9	9-18	6-12	137	76	139	5 3/8	3	5 7/16		A	2.47	5.44	0.57	B
490-2177 CB10A-A2	120	11	11-22	8-15	135	90	155	5 5/16	3 9/16	6 1/16		A	3.40	7.49	0.75	G
490-2183 CB10L-A2	120	11	11-22	8-15	135	90	145	5 5/16	3 9/16	5 11/16		A	3.30	7.27	0.75	G
490-2185 CB10L-B	120	11	11-22	8-15	135	90	145	5 5/16	3 9/16	5 11/16		B	3.30	7.27	0.75	E
490-2188 CB10L-B2	120	11	11-22	8-15	135	90	145	5 5/16	3 9/16	5 11/16		B	3.30	7.27	0.75	G
490-2194 CB12A-A	160	12	11-24	8-16	134	80	160	5 1/4	3 1/8	6 5/16		A	3.20	7.05	0.75	E
490-2196 CB12A-B	160	12	11-24	8-16	134	80	160	5 1/4	3 1/8	6 5/16		B	3.20	7.05	0.75	E
490-2198 CB12AL-A2	160	12	11-24	8-16	134	80	160	5 1/4	3 1/8	6 5/16		A	3.20	7.05	0.75	E
490-2201 CB12B-B2	160	12	11-24	8-16	160	90	131	6 5/16	3 9/16	5 1/8		B	3.25	7.16	0.75	G
490-2203 CB12C-A	160	12	11-24	8-16	135	80	174	5 5/16	3 1/8	6 13/16		A	3.09	6.81	0.75	D
490-2205 CB14-A2	180	14	14-28	10-19	135	91	166	5 5/16	3 9/16	6 1/2		A	3.80	8.37	0.85	G
490-2208 CB14-B2	180	14	14-28	10-19	135	91	166	5 5/16	3 9/16	6 1/2		B	3.80	8.37	0.85	G
490-2210 CB14A-A2	180	14	14-28	10-19	135	90	177	5 5/16	3 9/16	6 15/16		A	3.85	8.48	0.85	D
490-2213 CB14L-A1	180	14	14-28	10-19	135	91	166	5 5/16	3 9/16	6 1/2		A	3.64	8.02	0.85	A
490-2216 CB14L-A2	180	14	14-28	10-19	135	91	166	5 5/16	3 9/16	6 1/2		A	3.64	8.02	0.85	G
490-2217 SCB14L-A2	180	14	14-28	10-19	135	91	166	5 5/16	3 9/16	6 1/2		A	3.64	8.02	0.85	G
490-2221 CB14L-B2	180	14	14-28	10-19	135	91	166	5 5/16	3 9/16	6 1/2		B	3.64	8.02	0.85	G
490-2228 CB16-B	240	19	16-32	11-22	175	99	155	6 7/8	3 7/8	6 1/16		B	5.20	11.45	1.26	E
490-2230 CB16L-B	240	19	19-38	13-26	175	99	155	6 7/8	3 7/8	6 1/16		B	5.20	11.45	1.26	E
490-2226 CB16B-A	200	16	19-38	13-26	157	89	162	6 3/16	3 1/2	6 3/8		A	4.30	9.47	1.10	D
490-2227 CB16B-A1	200	16	19-38	13-26	157	89	162	6 3/16	3 1/2	6 3/8		A	4.30	9.47	1.10	A
490-2235 CB16CL-B	240	19	19-38	13-26	175	100	175	6 7/8	3 15/16	6 7/8		B	5.20	11.45	1.26	D
490-2231 HCB16A-A/AB	210	16	16-32	11-22	148	90	180	5 3/4	3 9/16	7 1/16		A	3.90	8.59	1.10	F
490-2252 C50-N18L-A3	260	20	20-40	14-27	205	90	162	8 1/16	3 9/16	6 3/8		A	4.90	10.79	1.32	D
490-2255 SC50-N18L-AT	260	20	20-40	14-27	205	90	162	8 1/16	3 9/16	6 3/8		A	4.90	10.79	1.32	F
490-2260 C60-N24AL-B	280	22.32	24-48	16-32	187	128	167	7 5/16	5	6 9/16		B	6.10	13.44	1.74	C
490-2245 CB30L-B	350	30	30-60	20-40	167	131	176	6 1/2	5 1/8	6 15/16		B	7.50	16.52	1.74	D
490-2247 CB30CL-B	350	30	30-60	20-40	167	131	192	6 1/2	5 1/8	7 9/16		B	7.90	17.40	1.74	D
490-2128 CHD4-12 (H-12)	260	28	28-56	19-38	202	131	163	7 15/16	5 1/8	6 3/8		A	6.70	14.76	1.90	H
490-2080 12N5-3B	35	5	5-10	4-7	120	60	130	4 11/16	2 3/8	5 1/8		B	1.40	3.08	0.38	E
490-2082 12N5-4B	35	5	5-10	4-7	120	60	130	4 11/16	2 3/8	5 1/8		B	1.40	3.08	0.38	E
490-2085 12N5.5-3B	55	5.5	6-11	4-8	135	60	130	5 5/16	2 3/8	5 1/8		B	1.90	4.19	0.57	E
490-2087 12N5.5-4A	55	5.5	6-11	4-8	135	60	130	5 5/16	2 3/8	5 1/8		A	1.90	4.19	0.57	B
490-2089 12N5.5A-3B	55	5.5	6-11	4-8	105	91	115	4 1/8	3 9/16	4 1/2		B	1.60	3.52	0.40	E
490-2093 12N7-3B	70	7	7-14	5-10	137	76	133	5 3/8	3	5 1/4		B	2.10	4.63	0.57	E
490-2098 12N7-4A	70	7	7-14	5-10	137	76	133	5 3/8	3	5 1/4		A	2.10	4.63	0.57	E
490-2096 12N7-4B	70	7	7-14	5-10	137	76	133	5 3/8	3	5 1/4		B	2.10	4.63	0.57	E
490-2097 12N7D-3B	70	7	7-14	5-10	135	76	149	5 5/16	3	5 7/8		B	2.12	4.67	0.57	E
490-2099 12N9-3A	85	9	9-18	6-12	137	76	139	5 3/8	3	5 7/16		A	2.30	5.07	0.57	E
490-2100 12N9-3A-1	85	9	9-18	6-12	137	76	139	5 3/8	3	5 7/16		A	2.30	5.07	0.57	E
490-2101 12N9-3B	85	9	9-18	6-12	137	76	139	5 3/8	3	5 7/16		B	2.30	5.07	0.57	E
490-2102 12N9-4B-1	85	9	9-18	6-12	137	76	139	5 3/8	3	5 7/16		B	2.30	5.07	0.57	E
490-2105 12N10-3B	100	10	10-20	7-14	135	90	145	5 5/16	3 9/16	5 11/16		B	3.00	6.61	0.75	E
490-2108 12N11-3A-1	110	11	11-22	8-15	134	90	155	5 1/4	3 9/16	6 1/16		A	2.90	6.39	0.75	G
490-2115 12N12A-4A-1	115	12	12-24	8-16	134	80	160	5 1/4	3 1/8	6 5/16		A	3.00	6.61	0.75	E

[SPECIFICATIONS]

Conventional Battery

12-VOLT

BATTERY TYPE	CCA 0° F -18° C	CAPACITY AH (10HR)	CHARGING TIME IN HOURS		MAXIMUM DIMENSIONS						ASSEMBLY FIGURE	VENT POSITION	WEIGHT WITHOUT ACID		ACID VOLUME (Liter)	TERMINAL
					MILLIMETERS (±2 mm)			INCHES (±1/16 in)					KG	LBS		
					At 500mA	At 750mA	L	W	H	L						
490-2120 12N14-3A	125	14	14-28	10-19	135	91	166	5 5/16	3 9/16	6 1/2		A	3.40	7.49	0.85	G
490-2095 12C16A-3B	250	17.7	16-32	11-22	185	81	169	7 1/4	3 3/16	6 5/8		B	5.30	11.67	1.10	I
490-2109 12N24-3	200	24	24-48	16-32	185	125	179	7 1/4	4 15/16	7		-	6.00	13.22	1.74	C